

# St. Paul Comprehensive Economic Development Strategy (CEDS) Community Survey Summary

updated October 24, 2023

## Survey Process

- **Timing:** The St. Paul CEDS survey was open for approximately six weeks, from May 12, 2023 to June 26, 2023.
- **Promotion:** The survey was promoted via Facebook, radio announcements, distributed through community partner networks and distributed via hard copy at key locations such as the Store and the Tribal office. The survey was also available online via Survey Monkey.
- **Incentives:** Prizes included five vouchers for 50 gallons of heating fuel, five vouchers for 15 gallons of gasoline, and five \$100 gift cards to the Store.

## Response Summary

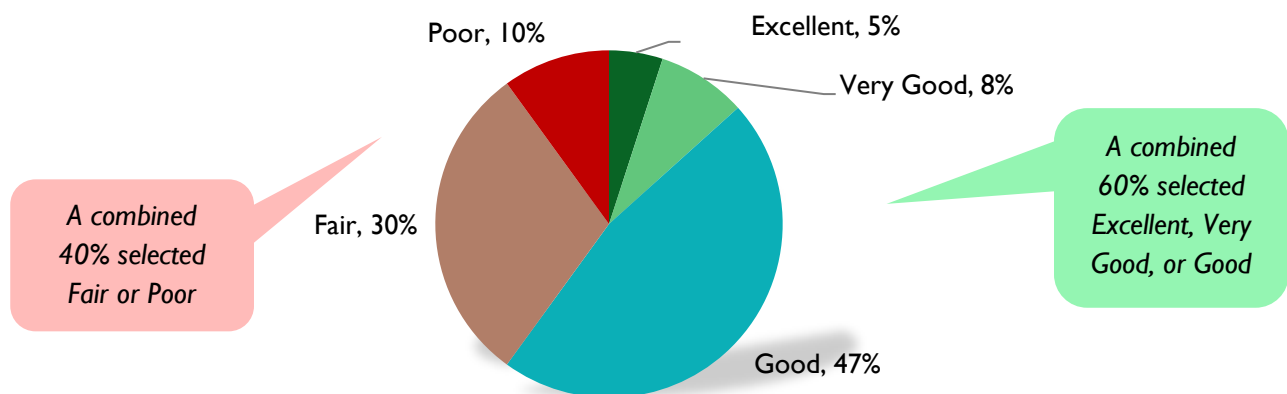
We exceeded our goal of 50 survey responses, with 60 responses received, which is approximately 20% of the total population over 18 years of age on St. Paul.

- 37 residents responded online and 23 responded via hard copy.
- 41% of respondents identified as male and 59% identified as female.
- 40% of respondents were between the ages of 18-44 and 60% were 45 or older.
- Nearly everyone (93%) reported that they live on St. Paul Island year-round (10-12 months).
- The top sectors that employed respondents were tribal government (30%) and fishing (15%).

## Survey Results

### Question #1, How would you rate the quality of life on Saint Paul Island?

(community survey, 60 responses total)



## Top Themes in Response to Question #2, What do you like most about living on Saint Paul Island?

(community survey, 59 responses total)

Theme (6 or more responses)	# of Responses	Representative Quotes
<b>Friends &amp; Family</b> Being with family	18	<ul style="list-style-type: none"> <li>• Being close to family.</li> <li>• Friends, family, and community.</li> <li>• Feeling of home.</li> <li>• I love being among the family and friends I grew up with.</li> <li>• My family is here.</li> </ul>
<b>Natural Environment</b> Beauty, wilderness, and fresh air	13	<ul style="list-style-type: none"> <li>• Ocean and animals.</li> <li>• Bering Sea air.</li> <li>• Wildlife.</li> <li>• Untouched, natural land.</li> <li>• Clear air.</li> <li>• Wildlife and scenery.</li> <li>• The wilderness and the sense of freedom we have here.</li> </ul>
<b>Community</b> A strong sense of community togetherness	12	<ul style="list-style-type: none"> <li>• Sense of community.</li> <li>• Gathering for community events.</li> <li>• Having a support system.</li> <li>• Community and our lifestyle.</li> <li>• Community togetherness / We come together as a community.</li> <li>• Being part of a small community.</li> <li>• I like the fact that everything is a huge community.</li> </ul>
<b>Safety</b> Low crime rates, peaceful	10	<ul style="list-style-type: none"> <li>• My kids can play outside freely without having to worry about danger.</li> <li>• Low crime.</li> <li>• No crimes, peaceful.</li> <li>• Safe.</li> <li>• It's safe for children.</li> <li>• A general sense of safety as far as violent crimes are concerned.</li> <li>• The silence, no traffic, sirens, violent crimes or danger.</li> </ul>
<b>Home</b> The feeling of home	8	<ul style="list-style-type: none"> <li>• It's home.</li> <li>• It's my home.</li> <li>• Feeling of home.</li> <li>• The island is beautiful and hopefully my forever home.</li> </ul>

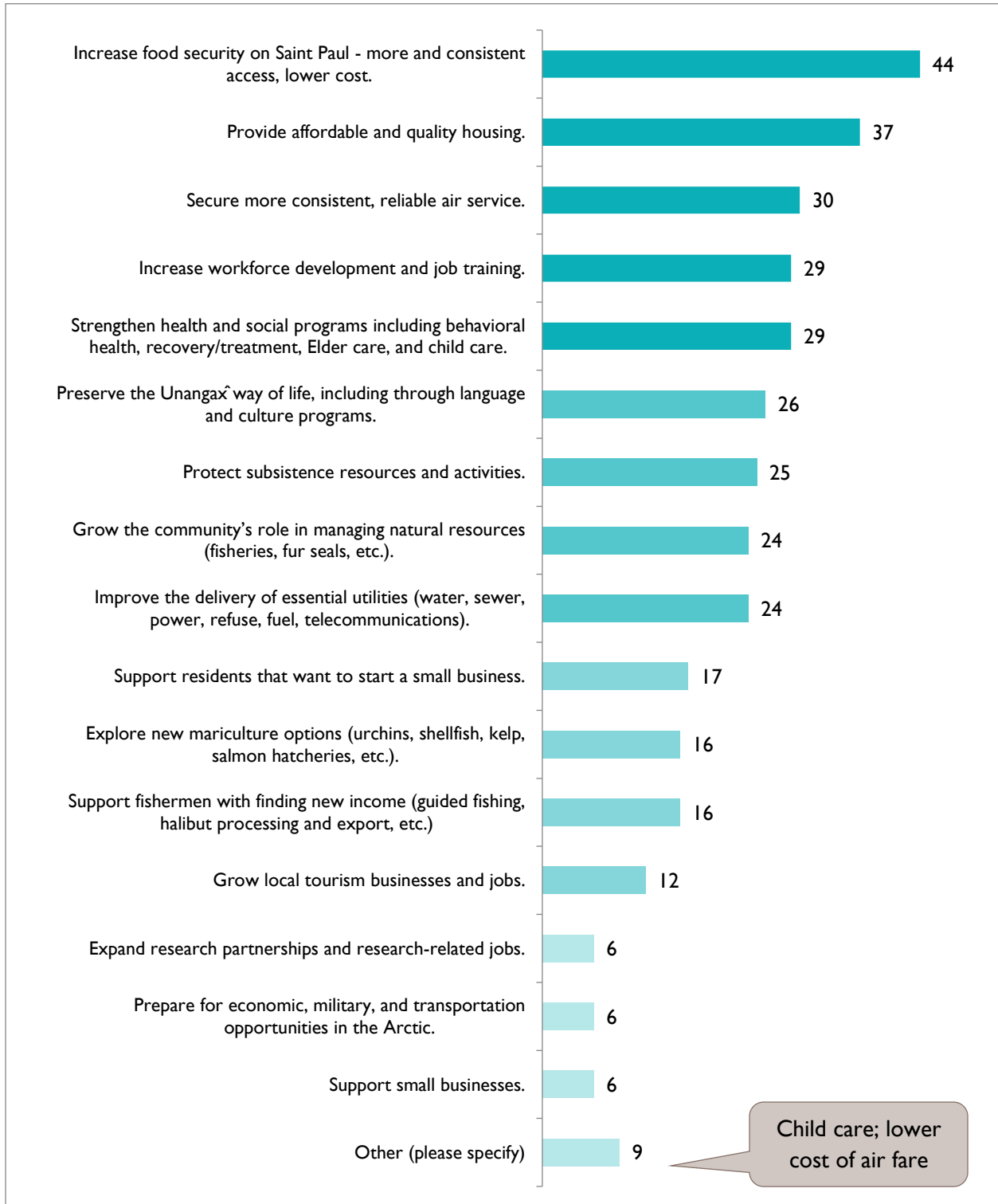
### Other themes:

- Peace and quiet (6)
- Freedom (5)
- Remote / Isolated (5)
- Small town (3)
- Everything (2)
- Subsistence (2)



## Top Themes in Response to Question #4, What are the top five most important priorities for Saint Paul Island to focus on over the next five years?

(community survey, 60 responses total)



## Top Themes in Response to Question #5, What would make life better on Saint Paul?

(community survey, 58 responses total, three ideas possible per response)

Theme (10 or more ideas)	# of Ideas
<b>Improved Cost of Living</b> Lowering costs of food, services, fuel, electricity, airfare, and housing.	60
<b>Healthy Living</b> Increased access to health care, more options for locally grown healthy foods, accessibility and transportation for individuals with disabilities, more care for Elders, safer playgrounds for children.	24
<b>More Community Events &amp; Activities</b> Community gatherings and events, recreation opportunities, swimming pool, community meals, playgrounds.	22
<b>Economic Development</b> Fair wages, job opportunities, small business development, local workforce.	22
<b>Accessibility &amp; Transportation</b> Getting to and from Saint Paul Island, getting around town, more cab service.	15
<b>Housing</b> Making housing more affordable and increasing the supply.	12

## Top Themes in Response to Question #6, 20 years from now, what do you want Saint Paul Island to look like?

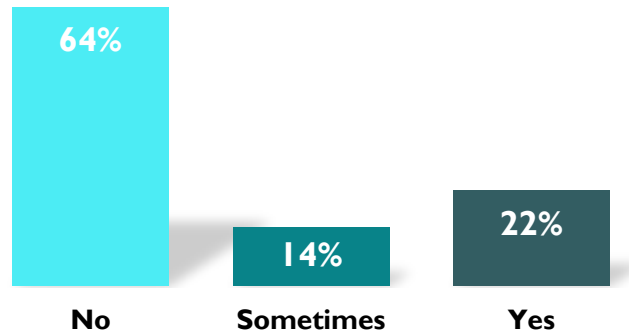
(community survey, 50 responses total)

Theme (5 or more responses)	# of Ideas
<b>Thriving Community</b> Healthy, happy families; sustainable population; diversified economy.	30
<b>Job Opportunities</b> A working population with opportunities to prosper.	16
<b>Housing</b>	11
<b>Community Beautification</b> Reduction of blight; demolishing vacant buildings; junk removal.	6
<b>Local Control</b> Developing locally owned businesses and decisions that impact the community happen locally.	6

Some respondents (6) expressed concern or worry about the longevity of the community and, given the challenges facing St. Paul, wonder if it will still be a sustainable place to live in 20 years.

### Question #7, Have you experienced any difficulty finding a job in the last 5 years?

(community survey, 59 responses total)



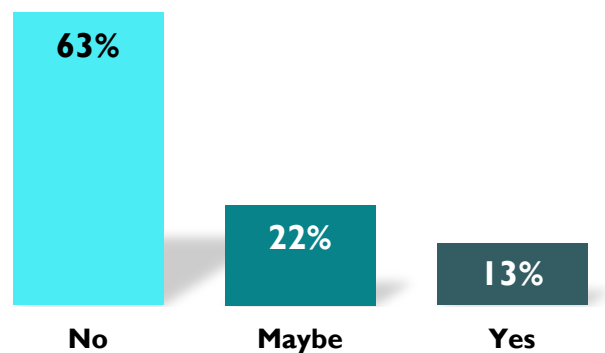
### Top Themes in Response to Question #8, If you answered “Yes” or “Sometimes” to the previous question, why did you have difficulty? Select all that apply.

(community survey, 26 responses total)

Theme (5 or more responses)	# of Responses
Lack of job opportunities	14
Lack of available or affordable childcare	9
Lack of training	8
Lack of certification or specialization	6
Scheduling conflicts	3
I don't know	3

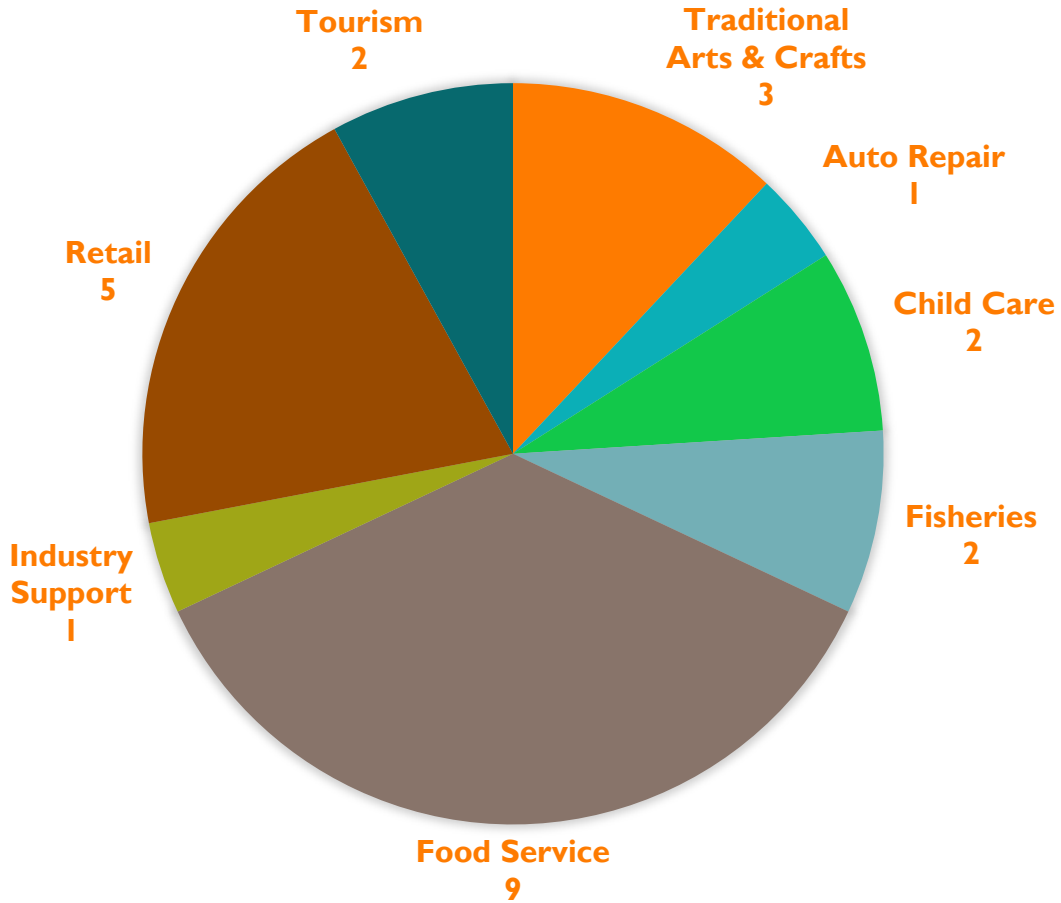
### Response to Question #9, Are you interested in opening a business on Saint Paul?

(community survey, 26 responses total)



Top Themes in Response to Question #10, If you answered “Yes” or “Maybe to the previous question, what would you make or what service would you provide?

(community survey, 20 responses total)



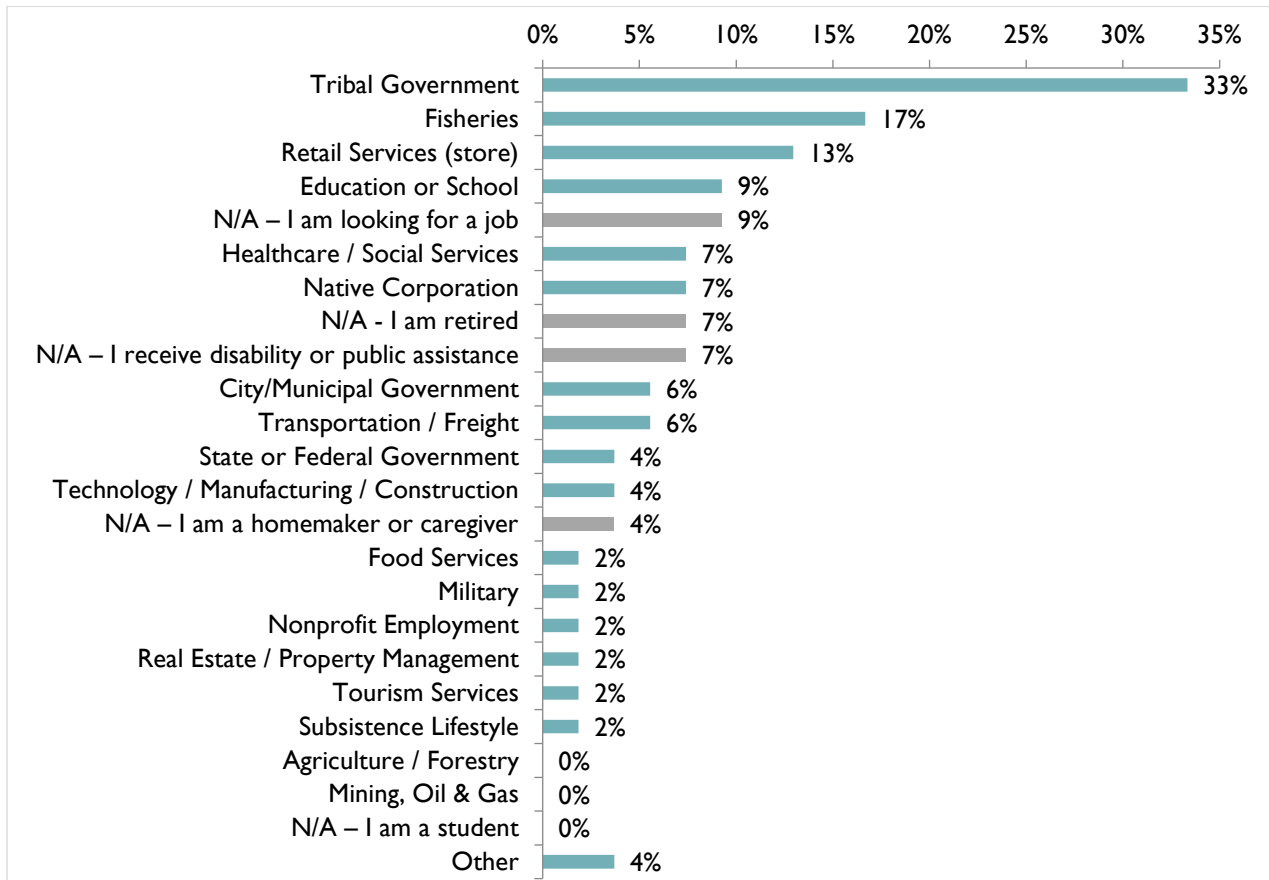
Top Themes in Response to Question #11, What do you need to start or grow your business?

(community survey, 21 responses total)

Theme (more than one response)	# of Responses
Startup capital or supplies	10
Loans and/or grants	9
A business plan and/or strategy	5
A vehicle	2
Child care	2

## Top Themes in Response to Question #14, What industry do you work in?

(community survey, 54 responses total; respondents could select more than one option)



## Top Themes in Response to Question #16, What final questions or comments would you like to share?

(community survey, 25 responses total)

The final question in the survey asked respondents if they had any additional comments, questions, or concerns. Of the responses, 2 wrote “nothing to add,” or a similar response and 2 wrote appreciation for the opportunity to provide feedback. Most comments (13) restated themes that are already captured in previous response summaries above. Other themes that emerged in the final question include:

- Working together to overcome challenges.
  - “Work with each other to keep our community going for everyone living up here!”
  - “Help those less fortunate.”
  - “Make it affordable to live here – all entities work together.”
- Learning from each other.
  - “I’m going to share my cake decorating techniques with those interested in learning. I also want to teach crocheting. I want to learn from others about cooking our traditional foods. I feel hobbies are a good way to relieve stress and have something to do.”
- Focusing on short-term goals.
  - “I’d like to see the focus be on less long-term goals because I think if we don’t focus on current issues and help to make them better now, we will be in the same situation as St. George in a very short time.”